

## Contributing Authors

**Olac Fuentes** was born in Chihuahua, Mexico, in 1966. He received the B.S. degree in Industrial Engineering from the Instituto Tecnológico de Chihuahua in 1989, the M.S. degree in computer science from the University of Texas at El Paso in 1991, and the Ph.D. degree in computer science from the University of Rochester in 1997. He is currently a Professor in Centro de Investigación en Computación of the Instituto Politécnico Nacional, in Mexico City. His research interests are in the fields of robotics and machine learning, including dextrous manipulation, teleoperation, autonomous mobile robots and adaptive robot behavior.

5. Alan D. Christiansen, Matthew T. Mason, and Tom M. Mitchell. Learning Reliable Manipulation Strategies without Initial Physical Models. In *Proceedings of the 1990 IEEE International Conference on Robotics and Automation*, pages 1224–1230, Cincinnati, Ohio, 1990.
6. G. B. Dunn and J. Segen. Automatic discovery of robotic grasping configurations. In *Proceedings of the 1988 IEEE International Conference on Robotics and Automation*, pages 396–401, 1988.
7. A. E. Eiben, E. H. L. Aarts, and K. M. Van Hee. Global convergence of genetic algorithms: an infinite Markov chain analysis. In *Proceedings of the First International Conference on Parallel Problem Solving from Nature*, pages 4–12, Berlin, Germany, 1991. Springer.
8. Olac Fuentes and Randal C. Nelson. Experiments on dextrous manipulation without prior object models. In *Proceedings of the 1996 IEEE International Symposium on Intelligent Control*, Dearborn, Michigan, September 1996.
9. Olac Fuentes and Randal C. Nelson. The virtual tool approach to dextrous telemanipulation. In *Proceedings of the 1996 IEEE International Conference on Robotics and Automation*, pages 1700–1705, Minneapolis, Minnesota, April 1996.
10. T. Grossman and Y. Davidor. An investigation of a genetic algorithm in continuous parameter space. Technical Report CS92-20, The Weizmann Institute of Science, Department of Applied Mathematics and Computer Science, Rehovot, Israel, October 1992.
11. Thea Iberall. The nature of human prehension: Three dextrous hands in one. In *Proceedings of the 1987 IEEE International Conference on Robotics and Automation*, pages 396–401, Raleigh, North Carolina, 1987.
12. S. Jacobsen, E. Iversen, D. Knutti, R. Johnson, and K. Bigger. Design of the Utah/MIT Dextrous Hand. In *Proceedings of the 1986 IEEE International Conference on Robotics and Automation*, pages 96–102, 1986.
13. Martin Jägersand, Olac Fuentes, and Randal C. Nelson. Acquiring visual-motor models for precision manipulation with robot hands. In *Proceedings of the Fourth European Conference on Computer Vision*, Cambridge, U. K., 1996.
14. Ishay Kamon, Tamar Flash, and Shimon Edelman. Learning to grasp using visual information. In *Proceedings of the 1996 IEEE International Conference on Robotics and Automation*, pages 2470–2476, Minneapolis, Minnesota, 1996.
15. Pattie Maes and Rodney A. Brooks. Learning to coordinate behaviors. In *Proceedings of AAAI-90*, pages 796–802, 1990.
16. Maja Mataric. Reward functions for accelerated learning. In *Proceedings of the Eleventh International Conference on Machine Learning*, pages 181–189, 1994.
17. Maja Mataric. Learning social behavior. *Robotics and Autonomous Systems*, 20:191–204, 1997.
18. Paul Michelman and Peter Allen. Compliant manipulation with a dextrous robot hand. In *Proceedings of the 1993 IEEE International Conference on Robotics and Automation*, pages 711–716, Atlanta, Georgia, 1993.
19. Sundar Narasimhan. Dextrous robot hands: Kinematics and control. Master's thesis, MIT Artificial Intelligence Laboratory, Cambridge, Massachusetts, November 1988.
20. Randal C. Nelson, Martin Jägersand, and Olac Fuentes. Virtual tools: A framework for simplifying sensory-motor control in complex robotic systems. In *Proceedings of the 1995 Workshop on Vision for Robots*, Pittsburgh, PA, August 1995.
21. J. R. Quinlan. Induction of decision trees. *Machine Learning*, 1:81–106, 1986.
22. Ingo Rechenberg. *Evolutionsstrategie: Optimierung technischer Systeme nach Prinzipien der biologischen Evolution*. Frommann-Holzboog Verlag, Stuttgart, 1973.
23. Marcos Salganicoff, Len G. Kunin, and Lyle H. Ungar. Active exploration based ID-3 learning for robot grasping. In *1994 Workshop on Robot Learning*, New Brunswick, NJ, 1994.
24. Hans-Per Schwefel. *Numerical Optimization of Computer Models*. John Wiley & Sons, Ltd., 1981.
25. Thomas H. Speeter. Primitive Based Control of the Utah/MIT Dextrous Hand. In *Proceedings of the IEEE International Conference on Robotics and Automation*, pages 866–877, Sacramento, California, 1991.

- Heuristics derived from observations made on human hands were used to reduce the degrees of freedom of dextrous manipulation with robotic hands. This significantly simplified the task and made autonomous learning feasible.
- Our system does not rely on simulation. Instead, all the experimentation is done by a physical robot. This is valuable in situations such as dextrous manipulation, where building a realistic and accurate simulator is extremely difficult.
- We used a modified version of the evolution strategy to learn manipulation primitives. This learning algorithm successfully dealt with the noise in sensors and effectors and allowed the primitives to be learned in a period of a few minutes.
- We showed that the learned primitives can be combined to form general manipulations and perform more complex tasks.

Future work includes a quantitative comparison between our approach and more traditional non-learning approaches to dextrous manipulation. It also includes learning primitives that require repositioning the fingers on the surface of the object, and using a more sophisticated version of the evolution strategy to learn the primitive skills in even shorter periods of time.

## 6. Acknowledgements

We would like to thank the anonymous reviewers for their helpful comments and suggestions. We would also like to thank Chris Brown, Dana Ballard, Roger Gans and Martin Jägersand for several interesting discussions. This work was supported by ONR grant N00014-93-I-0221, NSF IIP grant CDA-94-01142 and CONACYT grant 970120.

## Notes

1. Some modifications to the original binary-valued representation have been proposed and used somewhat successfully [10]
2. In the implementation we use a fixed length window of past results to estimate this probability
3. This observation has been used in other systems (*e. g.* [19]) for computing the inverse kinematics of the Utah/MIT hand.

## References

1. Michael Arbib, Thea Iberall, and Damian Lyons. Coordinated control programs for movements of the hand. Technical Report 83-25, Department of Computer and Information Science, University of Massachusetts at Amherst, Amherst, Massachusetts, 1983.
2. Emile H. L. Arts and Jan Korst. *Simulated Annealing and Boltzmann Machines*. Wiley, Chichester, 1989.
3. R. E. Bellman. *Dynamic Programming*. Princeton University Press, Princeton, NJ, 1957.
4. Joachim Born. *Evolutionstrategien zur numerischen Lösung von Adaptationsaufgaben*. PhD thesis, Humboldt Universität, Berlin, Germany, 1978.

Dunn and Segen [6] presented a robotic system that learns how to grasp objects. In their system, when an object is presented for the first time the robot experiments with it, seeking a way to grasp it by trial and error using visual information and input from the robot gripper. A discovered grasp is saved along with the object's shape. The system generalizes to different positions and orientations but not to sizes.

Kamon *et al.* [14] presented a robotic system that learned to grasp objects with a parallel-jaw gripper using visual information. Their system learns two separate subproblems: to choose grasping points, and to predict the quality of a given grasp. It incrementally improves its performance over the course of a training session. The system used very little information about the target object; in particular, no attempt was made to recover the object's shape.

Salganicoff *et al.* [23] used a modified version of the ID-3 inductive learning algorithm [21] in a robotic system that learned to grasp objects using visual information. Their system learned likely to succeed grasping strategies in the form of the azimuth and elevation approach angles of the gripper to the object given a superellipsoid fit of the object as input.


Maes and Brooks [15] developed a methodology for learning to coordinate independent primitives or behaviors of multiple actuators using a reinforcement learning framework. They demonstrated their approach with a six-legged walking robot that is initially given independent behaviors for moving each leg and then learns the situations in which each behavior should be triggered to enable the robot to walk. They report a learning time on the order of 10 minutes, without requiring the use of a simulator.

Christiansen, Mason and Mitchell [5] described a system that learned models of manipulation actions from observations of the effects of such actions. In their experimental implementation, a robot learned how to re-position and re-orient an object located on a tray, held by the robot from underneath, by a sequence of tray tilts. This work introduced the term *apparent non-determinism* to refer to the fact that executing the same action twice from the same starting state might give different results. They coped with apparent non-determinism by assuming probabilistic rather than deterministic transitions between states. This system uses a discretization of the perception and action spaces, which are both one-dimensional and scalability to more complex tasks may be a difficult.

The approaches to manipulation using machine learning described in this section deal with low-dimensional parameter spaces, and thus might not be suitable for use with a redundant, high-degree-of-freedom manipulator. Another potential inconvenience is the discretization of the action and state spaces.

## 5. Conclusions and Future Work

In this paper we have presented a method for machine learning of dextrous manipulation skills. We consider the following to be the most salient features of this work.



*Figure 10.* Performing a teleoperated task using the learned primitives

to allow inexperienced teleoperators to achieve a success rate of over 90% in the insertion task.

#### 4. Related Work

Some work has been done in robotic manipulation using machine learning techniques. In general, these approaches have dealt with simple tasks such as grasping with parallel jaw grippers, and simple manipulation strategies using robot arms.

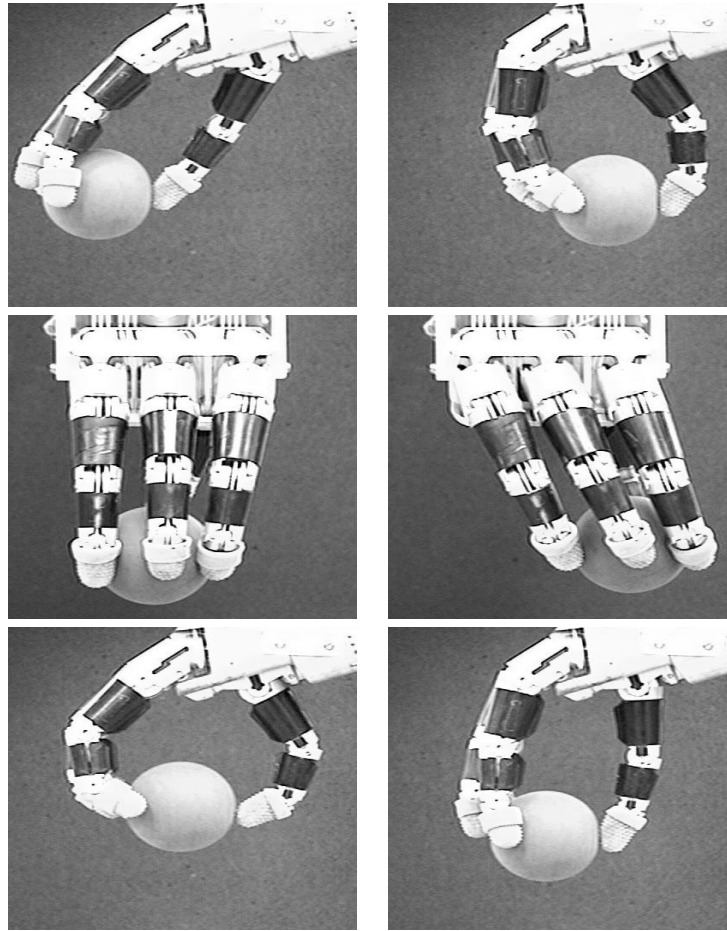


Figure 9. Generalization to a new object

### 3.1. An insertion task

In figure 10 we show how a set of learned manipulation primitives can be used to perform a simple teleoperated assembly task. The goal is to insert the hexagonal piece into the nearby hexagonal hole. The system first learned 8 primitives, consisting of translations along the three main axes and a rotation about the vertical axis in the positive and negative directions. The learned primitives could then be invoked by a human teleoperator, using the keyboard in the controlling workstation, in order to solve the task. This is similar to the approach described in [9], where a teleoperator commands manipulations in object space instead of direct commands to the actuators, with the difference that in that work the manipulation primitives were provided by a programmer. The learned manipulations were accurate enough

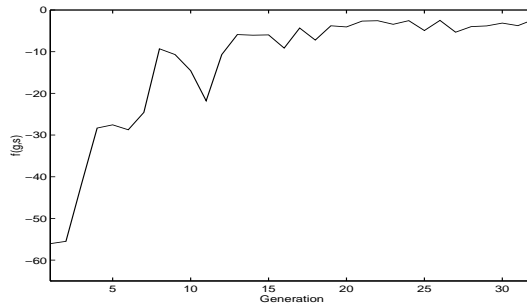


Figure 8. Evaluation of the quality of manipulation as a function of generation for perceptual goal  $[0, 0, -10, 0, 0, 0]$ , corresponding to a -10 mm translation along the  $z$  axis. The initial perception value was  $[0, 0, 0, 0, 0, 0]$

Table 2. Goal positions, actual positions after learning and errors for a few selected prototype movements. Positions are given in millimeters and orientation angles and errors in degrees.

| Goal = $[x, y, z, \alpha, \beta, \gamma]$ | Actual final position                      | P. Error | O. Error |
|---|--|----------|----------|
| $[25, 0, 0, 0, 0, 0]$                     | $[24.9, 0.11, -1.21, 0.24, -1.54, -0.07]$  | 1.21     | 1.56     |
| $[-25, 0, 0, 0, 0, 0]$                    | $[-26.6, -3.41, 1.87, -2.60, 0.88, 1.19]$  | 4.20     | 3.44     |
| $[0, 25, 0, 0, 0, 0]$                     | $[-1.76, 24.5, 0.99, -6.63, 0.02, 0.15]$   | 2.08     | 6.64     |
| $[0, -25, 0, 0, 0, 0]$                    | $[-0.99, -26.3, 0.11, 0.24, -0.09, 0.07]$  | 1.60     | 0.26     |
| $[0, 0, 10, 0, 0, 0]$                     | $[-1.54, -0.88, 9.78, 0.73, 2.88, 0.33]$   | 1.79     | 2.99     |
| $[0, 0, -10, 0, 0, 0]$                    | $[0.11, -1.65, -9.01, -0.53, -7.45, 0.33]$ | 1.93     | 7.51     |

the  $y$  axis. In this case the convergence was a little quicker, exceeding the threshold after 48 generations. The final error was slightly larger in position and smaller in orientation, with a final perception of  $\mathbf{p} = [-0.99, -26.28, 0.11, 0.243, -0.091, 0.066]$ , an error of 1.6 mm in position and 0.26 degrees in orientation. Figure 8 shows the learning plot for  $\mathbf{p} = [0, 0, -10, 0, 0, 0]$ ; the overall behavior of the optimization is similar to the previous two cases. Table 2 shows goal positions, actual positions after learning and errors for a few selected manipulations. In general the results are consistent with the ones described above.

Figure 9 illustrates how the system can generalize to new objects. The figure shows the hand manipulating an object that was not in the original prototype set. The appropriate virtual finger commands were computed using the nearest neighbors method, as explained in Section 2. It can be seen that the quality of the manipulation is good, even though the system did not receive any training for that particular type of object.

quite good, showing also that the learned skills can be transferred between similar objects. Although few quantitative results for other systems have been reported, the quality of the manipulations seems comparable to the one obtained by other systems where the manipulations are programmed by hand, such as [25, 18, 13, 8].

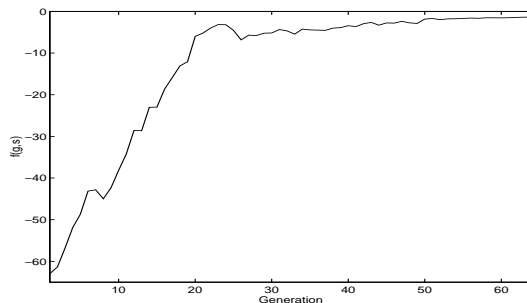


Figure 6. Evaluation of the quality of manipulation as a function of generation. A perfect manipulation has an  $f$  value of 0. The perceptual goal was  $[25, 0, 0, 0, 0, 0]$ , corresponding to a 25 mm translation along the  $x$  axis. The initial perception value was  $[0, 0, 0, 0, 0, 0]$

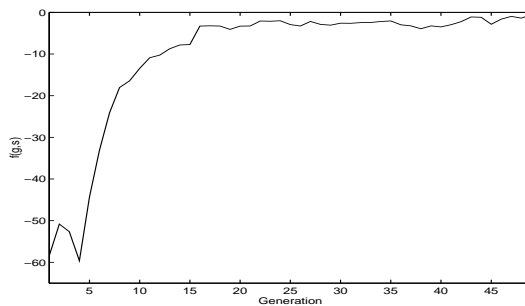




Figure 7. Evaluation of the quality of manipulation as a function of generation for perceptual goal  $[0, -25, 0, 0, 0, 0]$ , corresponding to a -25 mm translation along the  $y$  axis. The initial perception value was  $[0, 0, 0, 0, 0, 0]$

Figure 6 shows the value of the manipulation quality function  $f$  for a translation of 25 mm along the  $x$  axis as a function of the generation. The perceptual goal also included maintaining a constant force applied by each finger, equal to the forces measured at the start of the manipulation. After approximately 25 generations a good level of performance is attained. Near the goal, further exploration yields slower improvement, due in part to the fact that the noise makes the choices between two very similar parameter sets almost random. After 63 generations the prespecified accuracy was obtained and the program stopped. In this particular run the perception at that point was  $\mathbf{p} = [24.940, 0.110, -1.208, 0.2406, -1.5355, -0.0688]$ , yielding a final error of 1.21 mm in position and 1.56 degrees in orientation, which is remarkably accurate. Similarly, figure 7 plots  $f$  for a translation of -25 mm along






*Figure 3.* Translation along the  $x$  axis



*Figure 4.* Translation along the  $y$  axis



*Figure 5.* Translation along the  $z$  axis

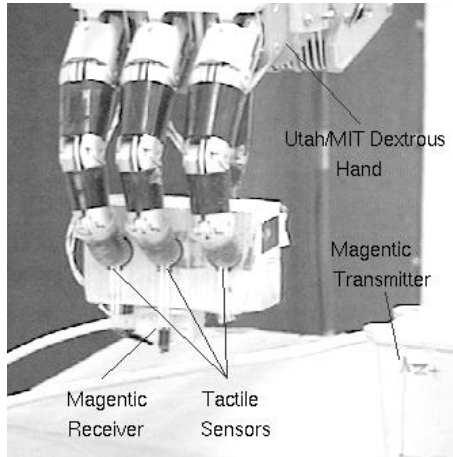


Figure 2. The experimental setup

fingers, reduce the dimensionality of the parameter space from 16 to 6 and make autonomous learning in a reasonably short period of time feasible.

The system learned several basic manipulations consisting of translations along the three main axes and rotations about 2 of the main axes and several combinations of them. For computing the manipulation quality function  $f$  we used  $w = [2, 2, 2, 1, 1, 1, 10, 10, 10, 10]$ , where errors in position (corresponding to the first three elements of the perception vector) are given in millimeters, errors in orientation (the next three elements) are given in degrees, and errors in applied force (the last four elements) are given in Newtons. It was observed that the method was not very sensitive to changes in these values. On average, each primitive was learned in about 50 generations using the algorithm described in Section 2. The algorithm was run until the precision exceeded a predefined threshold. Each trial move took about one second. With three trials moves per generation and including other delays, each primitive was learned in a little over three minutes on average. The main bottleneck we faced was the hysteresis in the interlink tactile sensors, which forced us to wait for a few tenths of a second between moves to allow the sensors to return to their normal state. This alone accounted for about 40% of the running time.

Figure 3 shows the hand performing a translation along the  $x$  axis by sequentially moving to the previously learned goals  $[x, y, z] = [-25, 0, 0]$ ,  $[x, y, z] = [0, 0, 0]$  and  $[x, y, z] = [25, 0, 0]$ , where displacements are given in millimeters. Similarly, figure 4 shows a translation along the  $y$  axis using the sequence  $[0, -25, 0]$ ,  $[0, 0, 0]$ ,  $[0, 25, 0]$ . Figure 5 shows the sequence  $[0, 0, 10]$ ,  $[0, 0, 0]$ ,  $[0, 0, -10]$  to perform a movement along the  $z$  axis. Intermediate positions (not shown) were obtained using the nearest neighbors approach, as explained in Section 2. These movements were learned with an object that is similar, but not identical, to the one used during execution (see figure 2.) It can be seen that the quality of the manipulation is

Table 1. Table to be filled-up by the learning algorithm

| Joint Angles   | Perceptual Goals   |                    |          |                    |
|----------------|--------------------|--------------------|----------|--------------------|
|                | $\mathbf{g}_1$     | $\mathbf{g}_2$     | $\cdots$ | $\mathbf{g}_m$     |
| $\mathbf{j}_1$ | $\mathbf{x}_{1,1}$ | $\mathbf{x}_{1,2}$ | $\cdots$ | $\mathbf{x}_{1,m}$ |
| $\mathbf{j}_2$ | $\mathbf{x}_{2,1}$ | $\mathbf{x}_{2,2}$ | $\cdots$ | $\mathbf{x}_{2,m}$ |
| $\vdots$       | $\vdots$           | $\vdots$           | $\vdots$ | $\vdots$           |
| $\vdots$       | $\vdots$           | $\vdots$           | $\vdots$ | $\vdots$           |
| $\mathbf{j}_n$ | $\mathbf{x}_{n,1}$ | $\mathbf{x}_{n,2}$ | $\cdots$ | $\mathbf{x}_{n,m}$ |

be the perceptual goal. Let  $\mathbf{j}_p$  and  $\mathbf{j}_q$ ,  $p \neq q$  be the two closest values (nearest neighbors) to  $\mathbf{j}_m$  in the row index column. Let  $\mathbf{g}_r$  and  $\mathbf{g}_s$ ,  $r \neq s$  be the two closest values to  $\mathbf{g}^*$  in the column index row. The command  $\mathbf{x}^*$  to attain the goal for the new object is given by:

$$\mathbf{x}^* = \sum_{i \in \{p,q\}} \sum_{j \in \{r,s\}} \left( \frac{|\mathbf{j}_i - \mathbf{j}_m|}{|\mathbf{j}_p - \mathbf{j}_m| + |\mathbf{j}_q - \mathbf{j}_m|} \frac{|\mathbf{g}_j - \mathbf{g}^*|}{|\mathbf{g}_r - \mathbf{g}^*| + |\mathbf{g}_s - \mathbf{g}^*|} \mathbf{x}_{\{p,q\}-i, \{r,s\}-j} \right)$$

Although combining two or more manipulation primitives in Cartesian space by interpolating the changes in joint space required for each of them is not mathematically correct, experimental results using the Utah/MIT have shown that the hand's compliance allows this to work well in practice.

### 3. Experimental Results

The algorithms described in the previous section were implemented in the University of Rochester's vision and robotics lab using the Utah/MIT dextrous hand [12]. We used an Ascension flock of birds <sup>tm</sup> magnetic sensor attached to the object being manipulated for position and orientation sensing. For tactile sensing we used interlink <sup>tm</sup> pressure-sensitive resistors, which were taped to the object. Both types of sensors are fairly noisy, and better results could be expected if more accurate sensors, such as a laser rangefinder, were available. The experimental setup is shown in figure 2.

In the four-fingered Utah/MIT hand the thumb is permanently opposed to the index, middle and ring fingers, therefore it is natural to partition the real fingers into two virtual fingers, one composed by the thumb and the other by the remaining fingers. Each finger of the Utah/MIT hand is itself redundant, having four joints, three of which are coplanar. To solve this redundancy we use another observation made on human hands, namely, that the angles of the last two joints of each finger are roughly equal <sup>3</sup>. This form of redundancy resolution and the use of virtual

In each iteration, a candidate virtual finger command  $\mathbf{x}_m^i$  is obtained by mutating the parent

$$\mathbf{x}_m^i = \mathbf{x}^i + \mathbf{r}(0, \sigma^i)$$

where  $\mathbf{r}(0, \sigma^i)$  denotes a random vector with each element obtained from a normal distribution with zero mean and  $\sigma^i$  standard deviation.

Another candidate virtual finger command  $\mathbf{x}_e^i$  is then obtained by adding to the parent a vector with magnitude  $\lambda^i$  in the estimated direction of the gradient.

$$\mathbf{x}_e^i = \mathbf{x}^i + \lambda^i \frac{\mathbf{z}^i}{|\mathbf{z}^i|}$$

After executing the commands encoded by  $\mathbf{x}^i$ ,  $\mathbf{x}_m^i$  and  $\mathbf{x}_e^i$ , we obtain the perceptions  $\mathbf{p}(\mathbf{x}^i)$ ,  $\mathbf{p}(\mathbf{x}_m^i)$  and  $\mathbf{p}(\mathbf{x}_e^i)$  and the objective function values  $f(\mathbf{g}, \mathbf{p}(\mathbf{x}^i))$ ,  $f(\mathbf{g}, \mathbf{p}(\mathbf{x}_m^i))$  and  $f(\mathbf{g}, \mathbf{p}(\mathbf{x}_e^i))$ .

The individual  $\mathbf{u}^{i+1} = \langle \mathbf{x}^{i+1}, \sigma^{i+1}, \lambda^{i+1}, \mathbf{z}^{i+1} \rangle$  to be used as the parent in the next generation is given by:

$$\begin{aligned} \mathbf{x}^{i+1} &= \operatorname{argmin} f(\mathbf{g}, \mathbf{p}(\mathbf{x})), \mathbf{x} \in \{\mathbf{x}^i, \mathbf{x}_m^i, \mathbf{x}_e^i\} \\ \sigma^{i+1} &= \begin{cases} \sigma^i * c_d & \text{if } p_m^i > \frac{1}{5} \\ \sigma^i / c_d & \text{otherwise} \end{cases} \\ \lambda^{i+1} &= \begin{cases} \lambda^i * c_d & \text{if } p_e^i > \frac{1}{5} \\ \lambda^i / c_d & \text{otherwise} \end{cases} \\ \mathbf{z}^{i+1} &= \begin{cases} \alpha * \frac{\mathbf{z}^i}{|\mathbf{z}^i|} + (1 - \alpha) \frac{\mathbf{x}^{i+1} - \mathbf{x}^i}{|\mathbf{x}^{i+1} - \mathbf{x}^i|} & \text{if } \mathbf{x}^{i+1} \neq \mathbf{x}^i \\ \mathbf{z}^i & \text{otherwise} \end{cases} \end{aligned}$$

where  $1 > \alpha > 0$ ,  $p_m^i$  is the estimated probability of having a successful mutation, that is, the ratio of times  $f(\mathbf{x}_m^i)$  is greater than  $f(\mathbf{x}^i)$  to the number of iterations<sup>2</sup>,  $p_e^i$  is the estimated probability of having a successful extrapolation, computed similarly to  $p_m^i$ , and  $c_d > 1$  is a constant.

The choice of  $\frac{1}{5}$  as a constant to modify  $\sigma$  and  $\lambda$  is based on Rechenberg's *1/5 success rule* [22] and was proven to be optimal for a restricted kind of object functions and has been observed to work well in practice.

The goal of the learning algorithm is to fill-up a table containing virtual finger commands and indexed by object and perceptual goal, as shown in table 1. In the table,  $\mathbf{j}_i$  is a vector encoding the joint angles of the hand after grasping the *i*th object in the prototype set. For each object the system stores the configuration of the hand  $\mathbf{j}_i$  after the grasping operation and then it learns the virtual finger commands  $\mathbf{x}_{i,1}, \dots, \mathbf{x}_{i,m}$  required to attain perceptual goals  $\mathbf{g}_1, \dots, \mathbf{g}_m$  for that object using the algorithm described earlier.

In the look-up phase we use a nearest-neighbors approach to obtain the appropriate virtual finger commands for a given object and goal. Let  $\mathbf{j}_m$  be the measured configuration of the hand, obtained from the hand's joint angle sensors and let  $\mathbf{g}^*$

ent a normally distributed random vector with expected value zero. A major feature of this family of algorithms is the dynamic updating of the standard deviation of the distribution used to obtain the descendant in response to the characteristics of the region of the objective function that is being explored. If successful mutations occur rarely, the search is likely to be near a minimum and thus it is a good idea to decrease the size of the neighborhood being searched, since the minimum must be nearby. If successful mutations occur very often, it means that convergence could be sped-up by increasing the step size.

The evolution strategy has been shown to be globally convergent given unbounded running time [4]. Similar results have also been shown for simulated annealing [2] and genetic algorithms [7]. Of more practical interest, the evolution strategy has been shown in many applications to converge quickly and be relatively insensitive to local minima. The evolution strategy is generally preferable to genetic algorithms for solving problems that deal with the optimization of functions of real numbers<sup>1</sup>. Its main advantage over simulated annealing lies in its adaptive step-length, realized by dynamically varying the standard deviation of the mutation vector in response to the characteristics of the objective function and the region being explored.

## 2.2. The learning algorithm

The algorithm we use for learning manipulation primitives uses an extrapolation operator as a heuristic to guide the search in the direction of decreasing value of the objective function in addition to the standard mutation operator. The idea behind the extrapolation operator is to use the values of the objective function in the previous iterations to estimate the direction of the gradient of the function and obtain a new descendant by extrapolating in that direction. The extrapolation step length is dynamically adapted in response to the local characteristics of the function being explored. As in the mutation case, we increase the step length when the probability of a successful extrapolation is above a threshold and decrease it otherwise.

Formally the algorithm we use for learning the virtual fingers commands that will execute the desired manipulation can be described as follows.

Let  $f$  be the objective function as defined earlier, let  $M \subset \mathcal{R}^{k \times l}$  be the set of valid virtual finger commands, where  $k$  is the number of virtual fingers and  $l$  is the number of degrees of freedom of each virtual finger. Let  $\mathbf{p}(\mathbf{x}) \in \mathcal{R}^m$ ,  $\mathbf{x} \in M$  be the perception obtained after executing the virtual finger command  $\mathbf{x}$ , where  $m$  is the dimensionality of the sensor space.

Given a perceptual goal  $\mathbf{g}$ , the overall goal of the optimization procedure is to find a vector  $\mathbf{x}^* \in M$  such that

$$(\forall \mathbf{x} \in M) f(\mathbf{g}, \mathbf{p}(\mathbf{x}^*)) \geq f(\mathbf{g}, \mathbf{p}(\mathbf{x}))$$

The algorithm starts with a *parent*  $\mathbf{u}^0 = \langle \mathbf{x}^0, \sigma^0, \lambda^0, \mathbf{z}^0 \rangle$ , where  $\mathbf{x}^0 \in M$  is a candidate virtual finger command,  $\sigma^0 > 0$  is the standard deviation,  $\lambda^0 > 0$  is the extrapolation step length and  $\mathbf{z}^0 \in \mathcal{R}^{k \times l}$  is the estimated gradient vector. In the absence of prior information, these values can be initialized randomly.

finger. Essentially, the system learns to manipulate objects using two 3 degree-of-freedom virtual fingers, while the programmer provides the mappings from virtual finger parameters to the joint angles of the particular robot used. Besides efficiency, this has the advantage of making the learning mechanism manipulator-independent.

We assume that the programmer provides a *perceptual goal* in the form of the sensor readings that will be observed at the goal position. In the case of dextrous manipulation, a perceptual goal is given by the desired final position and orientation of the object and the forces applied by each of the fingers.

A perceptual goal has the form  $\mathbf{g} = [x, y, z, \alpha, \beta, \gamma, p_1, \dots, p_n]$ , where  $x, y, z$  encode the position of the object in 3-dimensional Cartesian space,  $\alpha, \beta$  and  $\gamma$  are the Euler angles azimuth, elevation and roll defining the object's orientation with respect to a hand-centered coordinate system, and  $p_1, \dots, p_n$  are the readings in the tactile sensors located at each of the  $n$  fingertips.

Let  $\mathbf{g}$  be a perceptual goal and  $\mathbf{x}$  be a vector encoding virtual finger commands. Let  $\mathbf{p}(\mathbf{x})$  be the perception vector obtained from reading the sensors after executing the robot command corresponding to  $\mathbf{x}$ . A metric  $f$ , which monotonically increases with the quality of the manipulation encoded by  $\mathbf{x}$ , is given by

$$f(\mathbf{g}, \mathbf{p}(\mathbf{x})) = - \sum_{i=1}^m w_i (g_i - p_i(\mathbf{x}))^2$$

where  $m$  is the dimensionality of the sensory space,  $w_1, \dots, w_m$  are the relative weights of the errors in the different elements of the perception vector and  $\forall i \in \{1, \dots, m\} w_i \geq 0$ .

Given the uncertainty present in sensors and effectors, and the fact that  $f$  may have several local minima, it is unlikely that a standard Newton or gradient-based minimization method would suffice for this problem. Therefore we have to resort to optimization techniques that are better at dealing with local minima and handling an apparently non-deterministic environment.

The optimization method we use is a modification of the well-known evolution strategy [22, 24], augmented with an extrapolation operation in addition to the standard mutation operator.

### 2.1. The evolution strategy

The evolution strategy is a family of iterative probabilistic optimization algorithms loosely based on biological evolution. In its simplest form, the optimization starts with a *parent*, a real-valued vector which encodes a candidate solution to the problem at hand. The following two steps are then repeated until a termination condition is attained: 1) Create a descendant, by randomly changing the parent (mutation). 2) Select the better of parent and descendant as the parent for the next iteration (selection). The process terminates when a prespecified number of iterations is executed or a goal value in the objective function is attained. According to the biological observation that offspring are similar to their parents and that small changes occur more often than large ones, mutation is realized by adding to the par-

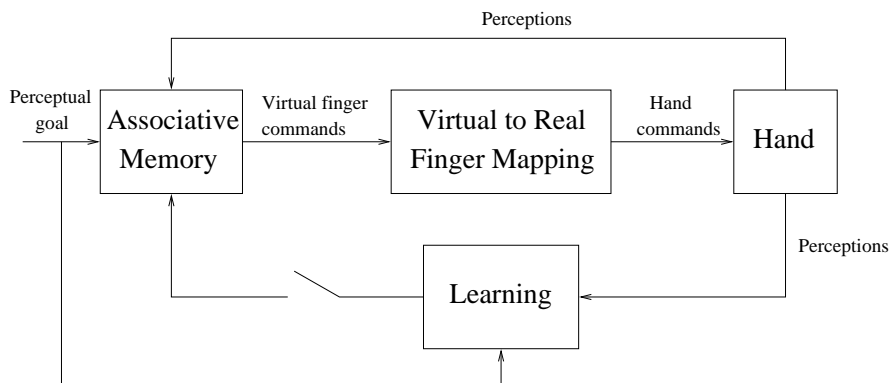


Figure 1. Schematic diagram of the manipulation system

nearest-neighbor method to compute the required parameters for new objects and manipulations. The primitives are learned using a modified version of the evolution strategy, which allows us to deal with the noise normally present in tasks involving complex interactions between a robot and its environment. Our system does not rely on simulation or modeling; instead, all the experimentation is performed by the physical robot. In Section 2 we describe the learning method in detail, Section 3 presents experimental results using the Utah/MIT hand, Section 4 briefly outlines related work, and Section 5 discusses salient features of our approach and directions for future work.

## 2. Learning Manipulation Skills

Figure 1 shows the general structure of our manipulation system, including its learning component. The input is a perceptual goal and the output is a robot command that when executed by the robot will take it to a configuration that will satisfy the goal. The goal of the learning system is to build a table, indexed by goals, that gives as output the virtual finger commands that can later be converted to the robot commands that will achieve the goal. It is assumed that the mapping from virtual to real fingers, which is task and manipulator dependent, is provided by the human programmer.

The system first learns a set of primitives for performing basic translations and rotations of several different objects. New manipulations can be obtained by scaling and adding or subtracting the primitives. This method is similar to Speeter’s *motion primitives* [25], the main difference being that in his system the primitives were supplied by the programmer, while in ours they are learned automatically.

Normally, a primitive would consist of the changes in joint angles of the hand that are required to perform the desired manipulation; however, using the virtual finger observation, as explained in Section 1, we command identical changes to corresponding joints of each of the real fingers that are coupled to form a virtual

parameter space of these robots. Conventional approaches to this problem face the well-known “curse of dimensionality” [3], which essentially states that the number of samples required to learn a task grows exponentially with the number of parameters of the task. Another problem is that autonomous experimentation with real robots is expensive both in terms of time and equipment wear. For these reasons, most applications of machine learning to robotics have dealt with simple robots, and have concentrated on simple tasks with a few discrete states and actions.

A commonly used approach to make robot learning feasible despite the high dimensionality of the sensory and motor spaces is to run the learning algorithms using simulated environments. However, in situations involving complex robots and environments, it is difficult or impossible to gather enough knowledge to build a realistic simulation [16]. Moreover, some physical events such as sliding and collisions are difficult to simulate even when there is complete knowledge. For these reasons, we believe that for the learned skills to be applicable by the physical robot in its environment, much of the learning and experimentation has to be carried out by the physical robot itself. Given the high cost of real-world experimentation, for the learning algorithms to be successfully applied, it is crucial that they converge within a reasonable number of trials.

Observations made on human hands offer some clues about how to deal with the problem of the high dimensionality of the parameter space of dextrous manipulators. Arbib *et al.* [1] introduced the concept of *virtual fingers* as a model for task representation at higher levels in the human central nervous system. In this model, a virtual finger is composed of one or more real fingers working together to solve a problem in a task. The use of virtual fingers limits the degrees of freedom to those needed for a task, rather than the number of physical degrees of freedom the hand, human or robotic, has. Iberall [11] has shown how the hand can be used as essentially three different grippers by changing the mapping of virtual fingers to real fingers. A generalization of virtual fingers, called a *virtual tool* [20, 9], has been proposed as a way of dealing with the redundant degrees of freedom of complex robotic systems.

An object translation by a human hand using a precision grasp, that is, a grasp where the only contacts occur at the fingertips, can be viewed as the action of two virtual fingers moving in the direction of the translation while maintaining a roughly constant force applied to the object. In general, the thumb will constitute one virtual finger, while one or more of the remaining four fingers work in conjunction and form the other virtual finger.

Using the virtual finger abstraction, the dimensionality of learning a manipulation task is greatly reduced, since the task of the learning method is to find the required commands to the virtual fingers, instead of direct commands to physical actuators. Meanwhile, the mappings from virtual to real fingers can be learned as a separate problem or be provided by a human.

In this paper we present an approach for autonomous learning of dextrous manipulation skills that uses the concept of virtual fingers to limit the dimensionality of the search space. The approach consists of first learning and storing a few basic manipulation primitives for a few prototypical objects and then using a



# Learning Dexterous Manipulation Skills for Multifingered Robot Hands Using the Evolution Strategy

OLAC FUENTES

fuentes@jsbach.cic.ipn.mx

*Centro de Investigación en Computación, I.P.N., Mexico City, Mexico 07738*

RANDAL C. NELSON

nelson@cs.rochester.edu

*Department of Computer Science, University of Rochester, Rochester NY 14627*

*Received September 1, 1997; Revised February 1, 1998*

**Editor:** Henry Hexmoor and Maja Mataric

**Abstract.** We present a method for autonomous learning of dextrous manipulation skills with multifingered robot hands. We use heuristics derived from observations made on human hands to reduce the degrees of freedom of the task and make learning tractable. Our approach consists of learning and storing a few basic manipulation primitives for a few prototypical objects and then using an associative memory to obtain the required parameters for new objects and/or manipulations. The parameter space of the robot is searched using a modified version of the evolution strategy, which is robust to the noise normally present in real-world complex robotic tasks. Given the difficulty of modeling and simulating accurately the interactions of multiple fingers and an object, and to ensure that the learned skills are applicable in the real world, our system does not rely on simulation; all the experimentation is performed by a physical robot, in this case the 16-degree-of-freedom Utah/MIT hand. Experimental results show that accurate dextrous manipulation skills can be learned by the robot in a short period of time. We also show the application of the learned primitives to perform an assembly task and how the primitives generalize to objects that are different from those used during the learning phase.

**Keywords:** robot learning, dextrous manipulation, virtual fingers, evolution strategy

## 1. Introduction

A dextrous manipulator is a robotic system composed of two or more cooperating serial manipulators. Dexterous manipulators have potential applications in areas such as prosthetics and space and deep sea exploration where a single robotic system will be required to perform a variety of tasks and thus versatility rather than precision is the main requirement. However, programming these robots to solve complex tasks in the real world has remained an elusive goal. The complexity and unpredictability of the interactions of multiple effectors with objects is an important reason for this difficulty.

In complex and hard-to-model situations, such as dextrous manipulation, it would be desirable if the behaviors or skills exhibited by the robot could be learned autonomously by means of the robot's interaction with the world instead of being programmed by hand. However, machine learning of robotic tasks using dextrous manipulators is extremely difficult, due mainly to the high dimensionality of the